

ALFRA HYDRAULIC MANUAL PUNCHERS

OUR HANDY ONES MAKE THE BREAKTHROUGH - BURR-FREE
AND FOR ALL SHEET METAL PUNCH SHAPES





“Cutting out housings for connectors, switches or cable connections is one of the daily tasks in control cabinet construction.... In order for the cutting geometry of the tool to be ideally used, either muscle power or a hydraulic alternative must generate the necessary Newtons. Hand punches are a convenient option to manual operation by lag screw. Particularly when a user has to cope with a high number of openings on the control cabinet, the specialised devices make the process easier.”

Published in “Schaltschrankbau”
3/2022



PDF



	 ALFRA COMPACT®	 ALFRA COMPACT COMBI®	 ALFRA COMPACT FLEX®	 ALFRA AKKU-COMPACT FLEX®
Page	26 - 27	28 - 29	32	30 - 31
Prod.-No.	02001	02050	02065	02082
Punching Circular holes	up to 82 mm Ø 3.0 mm sheet steel (S235), 2.0 mm stainless steel (F = 600 N/mm²)			
	89 - 152 mm Ø (with special draw bolt and spacer sleeve) 2.0 mm sheet steel (S235), 1.5 mm stainless steel (F = 600 N/mm²)			
Punching Shaped holes	68 x 68 mm 3.0 mm sheet steel (S235), 2.0 mm stainless steel (F = 600 N/mm²)			
	92 x 92 mm (with special draw bolt and spacer sleeve) 2.0 mm sheet steel (S235), 1.5 mm stainless steel (F = 600 N/mm²)			
Punching force	75 kN	75 kN	75 kN	75 kN
Hydraulic pressure max.	680 bar	680 bar	680 bar	680 bar
Piston stroke	18 mm	18 mm	18 mm	18 mm
Tool mounting	19 mm	19 mm	19 mm	19 mm
Hydraulic hose length	-	-	600 mm	600 mm
Hydraulic medium	HLP32 hydraulic oil	HLP32 hydraulic oil	HLP32 hydraulic oil	HLP32 hydraulic oil
Weight	1.45 kg	1.75 kg	1.97 kg	2.5 kg with Battery

COMPACT® MANUAL PUNCHER STRAIGHT

Compact® manual puncher straight - our classic

How does the hole get into the sheet? With 75 kN of concentrated punching force! The Alfa basic model from the hydraulic ALFRA hand punch line is a lightweight with bite. Weighing just 1.45 kg, it becomes an invaluable helper in combination with all types of

sheet metal punching machines when a particularly large number of openings or unusual material thicknesses have to be handled every day in control cabinet and control system construction.

- 1 Precisely tuned pressure relief valve protects against damage to the cylinder
- 2 Reinforced, comfortable soft-touch handle to prevent slipping
- 3 Heavy-duty aluminium design for reduced weight at just 1.45 kg
- 4 Roller-finished, particularly smooth cylinder running surfaces protect against wear – even under heavy loads
- 5 High punching force 75 kN



COMPACT® MANUAL PUNCHER STRAIGHT – SETS



Ø mm	15.2	16.2	18.6	20.4	22.5	25.4	28.3	32.5	37	40.5	47	50.5	54	60	63.5
Ø metric	-	M 16	-	M 20	-	M 25	-	M 32	-	M 40	-	M 50	-	-	M 63
Ø PG	9	-	11	13	16	-	21	-	29	-	36	-	42	48	-
Ø Inch					7/8"	1"							2-1/8"		2-1/2"
	0.598	0.638	0.732	0.803	0.886	1.000	1.114	1.280	1.457	1.594	1.850	1.988	2.126	2.362	2.500

Item no

Set MonoCut® – for sheet steel (S235):

1 Compact® manual puncher straight / MonoCut® punches and dies / 1 draw bolt Ø 19 mm / 1 draw bolt Ø 19 x 9.5 mm / 1 HSS pre-drill Ø 11 mm / 1 spacer sleeve set (3-part)

	02006	•		•	•	•		•		•		•			
--	-------	---	--	---	---	---	--	---	--	---	--	---	--	--	--

Set TriCut® – for sheet steel (S235):

1 Compact® manual puncher straight / TriCut® punches and dies / 1 draw bolt Ø 19 mm / 1 draw bolt Ø 19 x 9.5 mm / 1 HSS pre-drill Ø 10 mm / 1 spacer sleeve set (3-part)

	01752	•		•	•	•		•		•		•		•	•
	01765		•		•		•	•		•					
	01758		•		•		•	•		•		•			•

Set TriCut+® – for sheet steel (S235) and stainless steel sheeting:

1 Compact® manual puncher straight / TriCut+® punches and dies / 1 draw bolt Ø 19 mm / 1 draw bolt Ø 19 x 11.1 mm / 1 HSS pre-drill Ø 11.5 mm / 1 spacer sleeve set (3-part)

	01650	•		•	•	•		•		•		•		•	
	01642		•		•		•	•		•					
	01654		•		•		•	•		•		•			•

Compact® manual puncher straight:

1 Compact® manual puncher straight / 1 draw bolt Ø 19 mm / 1 draw bolt Ø 19 x 9.5 mm / 1 HSS pre-drill Ø 11 mm / 1 spacer sleeve set (3-part)

	02001	without punches and dies													
--	-------	--------------------------	--	--	--	--	--	--	--	--	--	--	--	--	--

COMPACT COMBI® MANUAL PUNCHER 90°

Compact Combi® manual puncher 90° - our articulated one

If you are mobile, you can quickly adapt to unusual conditions. This also applies to our Compact Combi®, with a head that can be rotated through 90 degrees. Is it getting tight in the control cabi-

net or is another work situation making it difficult to use a manual punch? No problem, because our “articulated one” can overcome even these challenges.

- ❶ Movable punching head for effortless positioning
- ❷ Precisely tuned pressure relief valve protects against damage to the cylinder
- ❸ Reinforced, comfortable soft-touch handle to prevent slipping
- ❹ Heavy-duty aluminium design for reduced weight at just 1.75 kg
- ❺ Roller-finished, particularly smooth cylinder running surfaces protect against wear – even under heavy loads
- ❻ High punching force 75 kN



COMPACT COMBI® MANUAL PUNCHER 90° – SETS



Ø mm	15.2	16.2	18.6	20.4	22.5	25.4	28.3	32.5	37	40.5	47	50.5	54	60	63.5
Ø metric	-	M 16	-	M 20	-	M 25	-	M 32	-	M 40	-	M 50	-	-	M 63
Ø PG	9	-	11	13	16	-	21	-	29	-	36	-	42	48	-
Ø Inch					7/8"	1"							2-1/8"		2-1/2"
	0.598	0.638	0.732	0.803	0.886	1.000	1.114	1.280	1.457	1.594	1.850	1.988	2.126	2.362	2.500

Item no

Set MonoCut® – for sheet steel (S235):

1 CompactCombi® manual puncher 90° / MonoCut® punches and dies / 1 draw bolt Ø 19 mm / 1 draw bolt Ø 19 x 9.5 mm / 1 HSS pre-drill Ø 11 mm / 1 spacer sleeve set (3-part)

	02052	•		•	•	•		•		•		•		•	
--	-------	---	--	---	---	---	--	---	--	---	--	---	--	---	--

Set TriCut® – for sheet steel (S235):

1 CompactCombi® manual puncher 90° / TriCut® punches and dies / 1 draw bolt Ø 19 mm / 1 draw bolt Ø 19 x 9.5 mm / 1 HSS pre-drill Ø 10 mm / 1 spacer sleeve set (3-part)

	01753	•		•	•	•		•		•		•		•	•
	01766		•		•		•		•		•				
	01759		•		•		•		•		•				•

Set TriCut+® – for sheet steel (S235) and stainless steel sheeting:

1 CompactCombi® manual puncher 90° / TriCut+® punches and dies / 1 draw bolt Ø 19 mm / 1 draw bolt Ø 19 x 11.1 mm / 1 HSS pre-drill Ø 11.5 mm / 1 spacer sleeve set (3-part)

	01651	•		•	•	•		•		•		•		•	
	01643		•		•		•		•		•				
	01655		•		•		•		•		•				•

Compact Combi® manual puncher 90°:

1 Compact Combi® manual puncher 90° / 1 draw bolt Ø 19 mm / 1 draw bolt Ø 19 x 9.5 mm / 1 HSS pre-drill Ø 11 mm / 1 spacer sleeve set (3-part)

	02050	without punches and dies													
--	-------	--------------------------	--	--	--	--	--	--	--	--	--	--	--	--	--

AKKU-COMPACT FLEX®

Akku-Compact Flex® - our triathlete

Power, agility, endurance – the Akku-Compact Flex® shines in all three disciplines with top marks. Just like its “sister” the ALFRA Compact Flex®, this punch shows its full potential as a safe alternative to the saw in a narrow or crowded control cabinet. Why? It does not produce any chips, thereby reducing the risk of

short circuits. Its trademark? Its powerful rechargeable battery, which is ready for use again just 30 minutes after being fully discharged – ideally suited for a high number of punches in a short time.

- 1 High-pressure hose with kink protection, prevents damage to the inside of the cabinet due to sudden pressure on the kinked hose
- 2 Pressure sensor with auto-detection of punch-through; punch cannot damage the die after the punching process
- 3 Battery ready for use again after 30 minutes even after full discharge
- 4 Heavy-duty aluminium design for less weight of only 2.5 kg including battery
- 5 Roller-finished, particularly smooth cylinder running surfaces protect against wear – even under heavy loads
- 6 High punching force 75 kN



▶ VIDEO

AKKU-COMPACT FLEX®

Practical manual hydraulics with 18 V LiON battery for punching circular, square and rectangular cutouts in control cabinet and switch gear construction. Extremely easy to handle and light thanks to high-tensile aluminium head.

- Light and easy to handle, only 2.5 kg including battery

Technical data:

Drive

Max. punching force: 75 kN
Max. hydraulic pressure: 680 bar

Battery

18 V Li-Ion / 1.5 Ah
Charging time: 30 mins. after full discharge
Use: -10° - +40° C

Battery charger

Charges all batteries 18-28 V, compatible for NiCD, NiMH and Li-Ion batteries. Automatic temperature monitoring. Battery cell overcharging is prevented by switchover from rapid charging to trickle charging. The charging state is shown by the LED display. The PCB is completely enclosed.

Punching capacity with 1.5 Ah battery

195 x Ø 22.5 mm	MonoCut®	to 2.5 mm S235
165 x Ø 22.5 mm	TriCut®	to 2.5 mm S235
105 x Ø 63.5 mm	MonoCut®	to 2.5 mm S235
65 x Ø 63.5 mm	TriCut®	to 2.5 mm S235

Weight

2.5 kg including battery



Prod.-No. 02082

Scope of delivery:

ALFRA Akku-Compact Flex® manual hydraulics
with 1 battery 18 V, charger 18 - 28 V
Draw bolts – 9.5 x 19 mm – Prod.-No. 02003
Draw bolts – 19 x 120 mm – Prod.-No. 02002
Spacer sleeve set 3-part – Prod.-No. 02004
Pre-drill 11 mm Ø – Prod.-No. 08023
in heavy duty, practical plastic case

Prod.-No.

02082

Spare parts:

Replacement battery
Battery charger 220 V - 240 V
* Special draw bolt for square holes 92 x 92 mm
* Special draw bolt for round holes 89 - 152 mm
* Special spacer sleeve

Prod.-No.

02082-01
02082-03
01395
01398L
01396



Prod.-No. 02082-03



Prod.-No. 02082-01



Prod.-No. 02082


COMPACT FLEX® HAND HYDRAULICS

Compact Flex® - our artist

When it comes to flexibility, our ALFRA Compact Flex® is the artist among hand punches. What's so special about it? Its elastic high-pressure hose for positioning the punch head even under the most challenging of conditions. Thanks to this flexible connection between the body and the head of the device, the

punch can always be positioned exactly where it is needed. For example, near the edges of the housing. With 75 kN punching force at a dead weight of just 2 kg, the ALFRA Compact Flex® is a lightweight power pack that is compatible with all types of sheet metal punch.

- 1 Elastic hydraulic hose for almost unlimited applications, e.g. in the equipped control cabinet with limited space conditions
- 2 Precisely tuned pressure relief valve protects against damage to the cylinder
- 3 Reinforced, comfortable soft-touch handle to prevent slipping
- 4 Balanced transmission ratio in the hydraulics for power-saving application
- 5 Heavy-duty aluminium design for reduced weight at just 2 kg
- 6 Roller-finished, particularly smooth cylinder running surfaces protect against wear – even under heavy loads
- 7 High punching force 75 kN



Punching capacity

Punching force:	75 kN
Operating pressure max.:	680 bar
Hydraulic hose length:	600 mm
Weight:	2.0 kg

Scope of delivery:

- 1 Compact Flex® manual hydraulic punch
- 1 draw bolt Ø 19.0
- 1 draw bolt Ø 19.0 x 9.5 mm
- 1 HSS pre-drill Ø 11.0 mm
- 1 spacer sleeve set 3-part

Compact Flex® manual hydraulics
in heavy duty, practical plastic case

Prod.-No.
02065

